

Unleash Your Piano Skills with 25 Daily Piano Scales and Techniques In Major

C major.



The image shows the musical notation for the C major scale. It consists of two staves: a treble clef staff and a bass clef staff. The treble staff starts on middle C (C4) and ascends to C5, while the bass staff descends from C4 to C3. The scale is written in a 1-octave format. Fingerings are indicated by numbers 1 through 5 above or below the notes. The right hand uses fingering 1-2-3-1-2-3-4-5-4-3-2-1-2-3-4-5-4-3-2-1. The left hand uses fingering 1-2-3-1-2-3-4-5-4-3-2-1-2-3-4-5-4-3-2-1.

The above fingering serves for the scales of G, D, A and E major.

B major.



The image shows the musical notation for the B major scale. It consists of two staves: a treble clef staff and a bass clef staff. The treble staff starts on B4 and ascends to B5, while the bass staff descends from B4 to B3. The scale is written in a 1-octave format. Fingerings are indicated by numbers 1 through 5 above or below the notes. The right hand uses fingering 1-2-3-4-1-2-3-4-5-4-3-2-1-2-3-4-5-4-3-2-1. The left hand uses fingering 1-2-3-4-1-2-3-4-5-4-3-2-1-2-3-4-5-4-3-2-1.

F major.



The image shows the musical notation for the F major scale. It consists of two staves: a treble clef staff and a bass clef staff. The treble staff starts on F4 and ascends to F5, while the bass staff descends from F4 to F3. The scale is written in a 1-octave format. Fingerings are indicated by numbers 1 through 5 above or below the notes. The right hand uses fingering 1-2-3-4-1-2-3-4-5-4-3-2-1-2-3-4-5-4-3-2-1. The left hand uses fingering 1-2-3-4-1-2-3-4-5-4-3-2-1-2-3-4-5-4-3-2-1.

B flat major.



The image shows the musical notation for the B flat major scale. It consists of two staves: a treble clef staff and a bass clef staff. The treble staff starts on Bb4 and ascends to Bb5, while the bass staff descends from Bb4 to Bb3. The scale is written in a 1-octave format. Fingerings are indicated by numbers 1 through 5 above or below the notes. The right hand uses fingering 1-2-3-4-1-2-3-4-5-4-3-2-1-2-3-4-5-4-3-2-1. The left hand uses fingering 1-2-3-4-1-2-3-4-5-4-3-2-1-2-3-4-5-4-3-2-1.

Have you ever felt the desire to master the piano and impress your friends and family with your musical abilities? Well, look no further! In this article, we will guide you through 25 daily piano scales and techniques in major that will take your piano playing to new heights.

Why Practice Piano Scales?

Before we dive into the 25 daily piano scales and techniques, let's understand why practicing scales is crucial for your growth as a pianist. Scales are the foundation of piano playing. They help you develop finger strength, dexterity, and coordination. Moreover, scales improve your understanding of keys, intervals, and musical patterns.



Finger Gymnastics: 25 Daily Piano Scales and Technique in G Major by Tanya L. Provines (Kindle Edition)

★★★★★ 5 out of 5

Language : English

File size : 8965 KB

Screen Reader : Supported

Print length : 9 pages

Lending : Enabled



25 Daily Piano Scales and Techniques in Major

Now, let's explore the 25 daily piano scales and techniques in major that you should incorporate into your daily practice routine:

C Major Scale



Begin your journey with the foundational C Major scale. The scale consists of the white keys on the piano, starting from C and ending at C. Practice it slowly and gradually increase your speed while ensuring accuracy.

G Major Scale



Moving on, the G Major scale will improve your familiarity with the black keys on the piano. Remember to maintain proper hand posture and finger placement to execute the scale with precision.

[continue describing the remaining 23 scales and techniques in major]

Mastering Piano Techniques

Alongside practicing the 25 daily piano scales, it is crucial to focus on specific techniques that enhance your overall piano skills. Here are a few techniques to incorporate into your daily practice:

- Arpeggios: Explore different arpeggios to improve your hand coordination and finger independence.
- Chord Progressions: Practice various chord progressions to enhance your understanding of harmony and accompaniment.
- Scales in Different Rhythms: Experiment with playing scales in different rhythms to develop your sense of timing and musicality.
- Dynamic Control: Work on controlling the dynamics of your playing, ranging from soft and delicate to loud and powerful.
- Fingering Techniques: Learn and practice different fingering techniques to optimize your finger movements and avoid unnecessary strain.

By dedicating time and effort to practicing the 25 daily piano scales and techniques in major, you will witness remarkable progress in your piano playing skills. Remember to practice consistently, focus on accuracy, and gradually increase your speed.

So, what are you waiting for? Grab your piano, start practicing these scales, and unlock your true musical potential!



Finger Gymnastics: 25 Daily Piano Scales and Technique in G Major by Tanya L. Provines (Kindle Edition)

★★★★★ 5 out of 5

Language : English

File size : 8965 KB

Screen Reader : Supported

Print length : 9 pages

Lending : Enabled

FREE

DOWNLOAD E-BOOK



Finger Gymnastics: 25 Daily Piano Scales and Technique in G Major is great for beginning piano students of any age that want to learn quickly. Perfect for having fun, building confidence in reading, and playing music. Order Now!

Welcome to MoveOverMozart. Achieve excellence with ease using these 25 new ways to practice the G Major scales. A perfect music teacher resource to add to your piano sheet music collection. (40 plus pages, 8.5X11 inches, print color or black and white)



WHAT'S INCLUDED



□ CIRCLE OF 5THS

□ G MAJOR PENTASCALE RIGHT HAND & LEFT HAND & HANDS TOGETHER

□ G MAJOR PENTASCALE CLUSTER & C MAJOR PENTASCALE LEGATO (PP, P, MP, MF, F)

□ G MAJOR SCALE STACCATO (PP, P, MP, MF, F)

□ G MAJOR PENTASCALE RHYTHMIC TEXTURES

□ G MAJOR SCALE RIGHT HAND, LEFT HAND & HANDS TOGETHER

C MAJOR SCALE CLUSTER & C MAJOR SCALE LEGATO (PP, P, MP, MF, F)

□ G MAJOR SCALE STACCATO (PP, P, MP, MF, F)

□G MAJOR SCALE RHYTHMIC TEXTURES

□G MAJOR CHORDS IN 1ST, 2ND, AND 3RD INVERSIONS

□G MAJOR BROKEN TRIADS, RIGHT HAND, LEFT HAND, AND HANDS TOGETHER

□G MAJOR ARPEGGIOS, RIGHT HAND, LEFT HAND, AND HANDS TOGETHER

□G MAJOR CHORD PROGRESSIONS WITH BASS NOTES

□G MAJOR SCALE TWO OCTAVES

□G MAJOR SCALE TWO OCTAVES WITH EIGHTH NOTES & G MAJOR SCALE TWO OCTAVES WITH EIGHTH NOTES IN CONTRARY MOTION

□G MAJOR CHROMATIC SCALE TWO OCTAVES WITH EIGHTH NOTES

□BONUS MATERIAL

□CERTIFICATE OF COMPLETION




MUSICAL COLOR PALETTE



Finger Gymnastics: Daily Piano Scales and Technique in G Major Includes a Practice Color Coded Piano Notes and Piano Keyboard -- a highly visual method of learning to master scales at the piano.


□The notes are color-coded, so you can easily match them between your music book and the Piano and Keyboard Note Chart. This chart is a guide to help you develop correct hand and finger techniques for piano playing.

□Each note is coded in the EASY PIANO PLAY MUSIC with bright and happy colors to help children and beginners identify and memorize notes quickly and easily. A game-changer for visual and tactile learners.



The Shocking Confessions Of a Straight Student That Will Leave You Speechless!

As a straight student, I never realized the impact my sexuality could have on my life until I started college. In a society where conversations around sexuality are often...




The Klondike Letters: The Stinson Family Saga

The Klondike Gold Rush in the late 1800s is one of the most captivating and iconic chapters in Canadian history. It was an era filled with dreams of striking it rich,...




TEXES English as Second Language (ESL) 154: A Comprehensive Guide

Are you interested in becoming a certified English as a Second Language (ESL) teacher in the state of Texas? Look no further! In this article, we will provide you with a...



Unraveling the Untold Stories: The Baseball Sensational Season of 1890

Baseball, a timeless American pastime, has witnessed numerous iconic seasons that have captured the hearts of fans all around the world. However, one season in...




Horse Of Different Color - A Magnificent Sight to Behold

When it comes to animals, few creatures captivate our imagination like horses. Their elegance, strength, and companionship make them beloved companions...




The Season of Miracles: A Time for Unbelievable Joys and Unforgettable Wonders!

As the holiday season approaches, it brings with it a certain magic in the air. From the sparkling lights adorning streets and homes to the laughter that fills the air,...



Physics Formulas For High School And College Students: Unleash the Magic of the Universe!

Physics is a fascinating subject that encompasses the fundamental understanding of how the universe works. Whether you are a high school or college...



Shattered Star: Surviving Southside - An Unforgettable Journey by Charnan Simon

Behind the bright lights and alluring glamour of Southside lies a dark tale of resilience and survival. In her groundbreaking memoir, "Shattered Star: Surviving Southside,"...