

# Unleash Your Inner Artist: Anyone Can Draw Bunnies!

Bunnies are undeniably one of the most adorable creatures on this planet. Their cute fluffy ears, twitchy noses, and fluffy tails can melt anyone's heart. It's no wonder why people of all ages feel inspired to draw these lovable creatures.

But wait, you might say, "I'm not an artist! I can't even draw a stick figure properly." Fear not! This article is here to show you that anyone can draw bunnies, regardless of your artistic abilities. So grab a pencil, some paper, and let's dive into the magical world of bunny art.

## 1. Start with Basic Shapes



### Anyone Can Draw Bunnies: Easy Step-by-Step Drawing Tutorial for Kids, Teens, and Beginners How to Learn to Draw Bunnies Book 1 (Aspiring artist's guide 1 7) by Julia Smith (Kindle Edition)

★★★★☆ 4.5 out of 5

Language	: English
File size	: 5490 KB
Text-to-Speech	: Enabled
Enhanced typesetting	: Enabled
Word Wise	: Enabled
Print length	: 98 pages
Lending	: Enabled
Screen Reader	: Supported



The first step in drawing any bunny is to break it down into simple geometric shapes. Start with an oval for the body, a small circle for the head, and ellipses for the ears. By starting with these basic shapes, you'll have a foundation to build upon.

## 2. Add Details

Once you have the basic shapes in place, it's time to add some bunny-like details. Draw two larger circles inside the head circle for the eyes. Add a smaller circle within each eye to represent the pupils. Then, draw a triangle-shaped nose beneath the eyes. Don't forget to draw the floppy ears as well!

## 3. Bring Your Bunny to Life

Now that you have the basic structure and details, it's time to give your bunny some personality. Add a small curved line above each eye to create the eyebrows, which will give your bunny expression. You can also draw a tiny mouth beneath the nose to give it a hint of a smile.

## 4. Add Fur and Texture

To make your bunny look fluffy and cuddly, add some fur texture. Use short, curved lines around the body and ears to indicate fur. You can also add some subtle shading by smudging your pencil or using a light touch with a pencil in a slightly darker shade.

## 5. Play with Different Art Styles

Drawing bunnies doesn't have to be limited to realistic representation. You can experiment with different art styles to make your bunny unique. Try drawing a

cartoon bunny with exaggerated features or create a doodle bunny with whimsical patterns. The possibilities are endless!

## 6. Practice makes Perfect

Remember, drawing is a skill that improves with practice. Don't be discouraged if your first attempts don't meet your expectations. Keep practicing, and with time, you'll see progress and develop your own style. Experiment with different poses and angles to challenge yourself and expand your bunny-drawing skills.

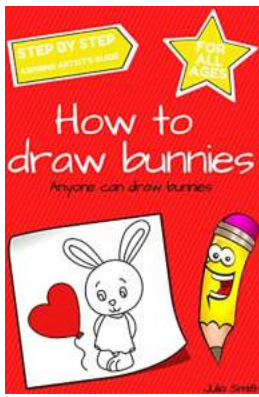
## 7. Get Inspired

One of the best ways to improve your bunny drawing skills is by studying other artists' works. Look for bunny illustrations in books, online galleries, and social media platforms. Take note of their techniques, use of shapes, and shading. Analyze what you like about their drawings and incorporate those elements into your own art.

: Embrace Your Inner Artist!

Drawing bunnies may seem intimidating at first, but remember that art is subjective, and there's no right or wrong way to do it. The key is to have fun and let your creativity flow. With practice and determination, anyone can draw bunnies. So grab that pencil and start your bunny-drawing adventure today!

Now that you know the secrets of bunny drawing, it's time to unleash your inner artist. So go ahead, pick up that pencil, and let your imagination hop away with the bunnies. Who knows, you might just discover a hidden talent and find joy in creating bunny masterpieces!



## Anyone Can Draw Bunnies: Easy Step-by-Step Drawing Tutorial for Kids, Teens, and Beginners How to Learn to Draw Bunnies Book 1 (Aspiring artist's guide 1 7) by Julia Smith (Kindle Edition)

★★★★☆ 4.5 out of 5

Language : English  
File size : 5490 KB  
Text-to-Speech : Enabled  
Enhanced typesetting : Enabled  
Word Wise : Enabled  
Print length : 98 pages  
Lending : Enabled  
Screen Reader : Supported



This is a great how to draw book for kids!

In this beginners drawing book, every mini drawing lesson is broken down into easy to follow step by step instructions.


Let your kids learn to draw because kids that draw:

- □ Develops Fine Motor Skills
- □ Encourages Visual Analysis
- □ Helps Establish Concentration
- □ Improves Hand-Eye Coordination
- □ Increases Individual Confidence
- □ Teaches Creative Problem Solving

This learn to draw books for kids is perfect for kids 09 - 12, but also for kids age 04 - 08 with a high interest in drawing will be able to follow the instructions easily

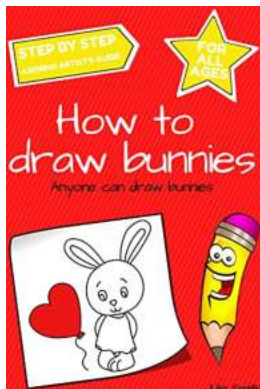
as well.

This How to Draw Bunnies: Step by Step beginners drawing for kids is the only sketch book for kids you'll need to turn your kids' creativity into artistic confidence, by having them learn how to draw cool stuff!




## **Sweet YA Romance Beachbreak High: A Heartwarming Story of Young Love, Friendship, and Self-Discovery**

Are you ready to be swept away by a captivating tale of young love, friendship, and self-discovery? Look no further than Sweet YA Romance Beachbreak High, an...




## **Unleash Your Inner Artist: Anyone Can Draw Bunnies!**

Bunnies are undeniably one of the most adorable creatures on this planet. Their cute fluffy ears, twitchy noses, and fluffy tails can melt anyone's heart. It's no wonder why...




## **Diamonds At Dawn - The Mesmerizing Story of Catalina Claussen**

Diamonds have always captured our hearts with their brilliance and enchanting beauty. They are timeless treasures that symbolize love, power, and luxury. Among the many...




## Journey To The Himalayan Valley Of The Amartya Masters

Have you ever dreamt of embarking on a spiritual journey to the mystical Himalayan Valley, home to the fabled Amartya Masters? Join us as we dive into the...



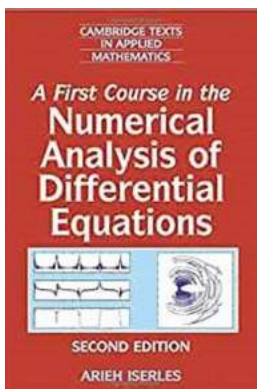
## Corner Of Ocean And Bay - Your Ultimate Getaway Destination

Are you looking for the perfect destination to escape from the hustle and bustle of everyday life? Look no further than the serene Corner Of Ocean And Bay. Nestled in a...



## Master AP Calculus BC 2019 with These Step-by-Step Tips!

Are you preparing for the AP Calculus BC exam in 2019? Looking for effective strategies to ace this challenging test? Look no further! In this article, we will provide you...



## The Ultimate Guide to Mastering Numerical Analysis of Differential Equations at Cambridge

Are you a math enthusiast, passionate about exploring the intricate world of differential equations? Or perhaps you're a student at the esteemed University of Cambridge,...



## The Epic Saga Unveiled: Dawn of Legend The Silvan III Takes Fantasy Gaming to New Heights

Prepare to embark on an awe-inspiring journey into a realm of magic, adventure, and unlimited possibilities. Dawn of Legend The Silvan III is here to redefine the world of...