

Step By Step Guide On Building Your New Skateboard

Are you a skateboarding enthusiast who has always wanted to build your own skateboard? Look no further! In this comprehensive guide, we will walk you through the step-by-step process of building your very own skateboard from scratch. Whether you are a beginner or an experienced skateboarder, building your own skateboard can be a rewarding and fulfilling experience.

Step 1: Gather the Materials

The first step in building your skateboard is to gather all the necessary materials. These include:

- Skateboard deck
- Trucks
- Wheels
- Bearings
- Grip tape
- Hardware (screws and nuts)
- Skate tool

Make sure to choose high-quality materials that suit your skateboarding style and preferences. It is important to select a deck size, wheel durometer, and truck width that match your riding style and desired performance.



Easily Build Your First Skateboard: Step-by-Step Guide on Building Your New Skateboard

by R.J. Palacio (Kindle Edition)

★★★★☆ 4.6 out of 5

Language : English

File size : 486 KB

Text-to-Speech : Enabled

Screen Reader : Supported

Enhanced typesetting : Enabled

Word Wise : Enabled

Print length : 7 pages

Lending : Enabled



Step 2: Assemble the Skateboard

Now that you have gathered all the necessary materials, it's time to assemble your skateboard. Follow these steps:

1. Place the grip tape on top of the deck, ensuring it covers the entire surface.
2. Trim the excess grip tape using a razor blade, making sure to smooth the edges.
3. Attach the trucks to the deck using the hardware. Make sure they are properly aligned and tightened.
4. Insert the bearings into the wheels. You can use a skate tool to help with this process.
5. Attach the wheels to the trucks, ensuring they rotate smoothly.

Double-check all the hardware and make any necessary adjustments to ensure everything is securely fastened.

Step 3: Fine-Tuning and Personalization

Once you have assembled your skateboard, it's time to fine-tune and personalize it according to your preferences. Here are some ideas:

- Experiment with different truck tightness to find the perfect balance between stability and maneuverability.
- Try different wheel sizes and durometers to optimize your ride for different terrains.
- Customize the grip tape with unique designs or stickers to make your skateboard visually appealing.
- Add additional accessories like riser pads or tail guards to enhance performance and protect your skateboard.

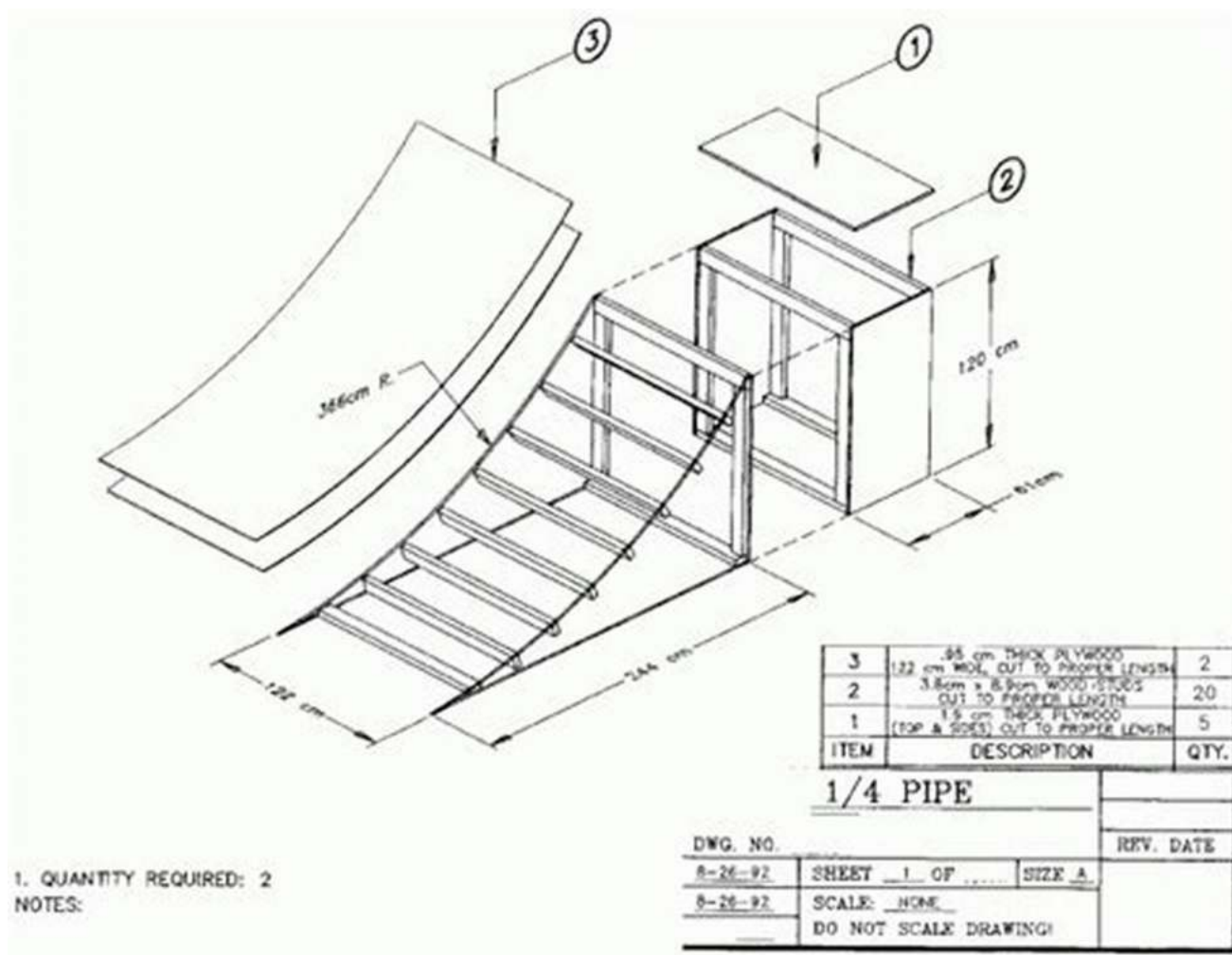
Step 4: Safety First

Before hitting the streets with your newly built skateboard, it is crucial to prioritize safety. Make sure to:

- Wear a helmet to protect your head from potential injuries.
- Use knee pads, elbow pads, and wrist guards to minimize the risk of fractures or sprains.
- Follow traffic rules and skate in designated areas to avoid accidents.
- Regularly inspect your skateboard for any loose or damaged parts and replace them if necessary.

By taking these safety precautions, you can enjoy skateboarding while minimizing the risk of injuries.

Building your own skateboard is not only a fun project but also allows you to customize your ride to suit your preferences and riding style. By following this step-by-step guide, you will have a brand new skateboard that is tailored just for you. Remember to prioritize safety and have fun exploring the thrilling world of skateboarding!



Easily Build Your First Skateboard: Step-by-Step Guide on Building Your New Skateboard

by R.J. Palacio (Kindle Edition)

★★★★☆ 4.6 out of 5

Language : English

File size : 486 KB

Text-to-Speech : Enabled

Screen Reader : Supported



Enhanced typesetting : Enabled
Word Wise : Enabled
Print length : 7 pages
Lending : Enabled




When someone wants to get into skateboarding for the first time they may be overwhelmed by all the new information about buying a skateboard. This guide is made to hold your hand and walk you through the process of selection and construction of a new and personalized skateboard.




Infinite Stratos Volume Claire Nance: A Captivating Tale of Love, Power, and Destiny

When it comes to captivating light novels and manga adaptations, the Infinite Stratos series always stands out with its unique blend of action, romance, and sci-fi elements....



400 Questions For Study On The National Electrical Code

Are you an electrician or studying to become one? Then you surely understand the importance of being well-versed in the National Electrical Code (NEC). As the foundation for...



Emma Bloom: An Iconic Jane Austen Novel Revisited

When it comes to timeless literature, few authors can stand alongside the incomparable Jane Austen. Her novels continue to captivate readers and transport them to a...



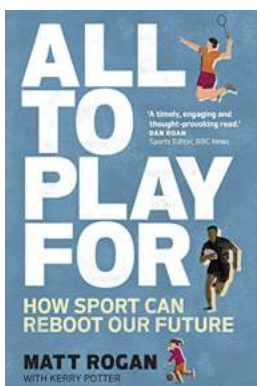
Brasil Dança Com Diabo Em Português Do Brasil: Descubra os Mistérios e Encantos Dessa Tradição Cultural

Ao mencionarmos o Brasil, nos vêm à mente imagens de praias exuberantes, futebol apaixonante e uma rica diversidade cultural. No entanto, há uma tradição que tem cativado a...




Lost In The Sands Of Time - Unraveling the Enigmatic Mystery that Grips Our Minds

Have you ever wondered about lost civilizations and ancient mysteries? If so, prepare to embark on an extraordinary adventure as we delve deep into the enigmatic story of...



How Sport Can Reboot Our Future

Sport has always been an integral part of human civilization. It has been a source of entertainment, a platform for physical and mental development, and a way...



10 Things You Didn't Know About the Mean Girls Novel by Micol Ostow

Mean Girls, the iconic teen comedy film that graced our screens in 2004, has become a cultural phenomenon. From its memorable quotes to its relatable high school drama, the...



Am I Good Enough? Reflecting on Self-Worth and Overcoming Insecurities

Have you ever found yourself questioning if you are good enough? Whether it's in your personal relationships, professional endeavors, or even just your own self-image,...