


# Skin Grossing In Histology Laboratories: The Art of Preserving Medical Samples



When it comes to the field of histology, a crucial step in the process of analyzing medical samples is skin grossing. Histology laboratories play a vital role in diagnosing diseases by examining tissue specimens. In this article, we will explore the fascinating world of skin grossing and its importance in histological studies.

## What Is Skin Grossing?

Skin grossing refers to the process of dissecting and preparing skin specimens obtained from biopsies or surgeries. The aim is to ensure that the histopathologists receive the appropriate tissue samples for further analysis and diagnosis.



## Skin Grossing in Histology Laboratories

by Izak Dimenstein (Kindle Edition)

★★★★★ 5 out of 5

Language : English  
File size : 4362 KB  
Text-to-Speech : Enabled  
Enhanced typesetting : Enabled  
Word Wise : Enabled  
Print length : 193 pages  
Lending : Enabled  
Screen Reader : Supported



## The Art of Skin Grossing

Performing skin grossing requires skill, precision, and an understanding of human anatomy. Histotechnicians or histotechnologists are trained professionals who specialize in this technique. They meticulously handle the skin samples, ensuring that they are properly preserved while also maintaining the integrity of the tissue.

The gross examination begins by carefully observing and documenting key external characteristics of the skin, such as the overall appearance, orientation, and the presence of any lesions or abnormalities. This information is vital for accurate diagnosis and optimal specimen processing.

Once the initial examination is completed, the histotechnician proceeds to the next stage, which involves selecting appropriate sections for further analysis. The tissue is then trimmed and prepared to ensure optimal embedding and sectioning. Special attention is given to maintaining the tissue's orientation to ensure that any specific areas of interest are captured in the final slides.

## **Importance of Skin Grossing in Histological Studies**

Skin grossing plays a critical role in histology laboratories for several reasons:

1. **Accurate Diagnosis:** Properly dissected skin samples enable accurate diagnosis of various skin diseases, including melanoma, squamous cell carcinoma, basal cell carcinoma, and many others.
2. **Tumor Margins Assessment:** In cases of tumor removal surgeries, skin grossing allows histopathologists to assess the presence of tumor cells in the edges of the excised tissue. This evaluation helps determine if the surgical margins are clear or if further intervention is necessary.
3. **Research and Development:** Skin grossing also contributes to ongoing research and development in the field of dermatology. By meticulously examining skin samples, researchers gain valuable insights into different skin conditions, leading to advancements in treatment and therapies.
4. **Education and Training:** Properly preserved skin specimens are essential for educational purposes. They serve as invaluable tools for medical students, residents, and other professionals in training to learn about skin structures, pathological changes, and diagnostic techniques.


## **Challenges in Skin Grossing**

Although skin grossing is a critical step, it presents certain challenges for histotechnicians:

- **Variability:** Each skin specimen is unique and presents various challenges, such as variations in thickness, presence of artifacts, or the location of the lesion. Thus, adapting techniques and handling specimens with care is essential.
- **Workload:** Histology laboratories often have a high workload, managing numerous specimens daily. As a result, histotechnicians must be efficient in their work to ensure optimal processing and analysis.
- **Quality Control:** It is essential to maintain high-quality standards in histology laboratories. Proper documentation, compliance with protocols, and continuous evaluation help ensure accurate diagnoses and reliable results.

Skin grossing is an art that enables histopathologists to accurately diagnose diseases and contributes to advancements in dermatology. The meticulous dissection and preparation of skin specimens in histology laboratories play a crucial role in research, education, and patient care. The field of histotechnology continues to evolve, and with new technological advancements, the art of skin grossing holds immense promise for the future of diagnostics and treatment in dermatopathology.

Article by: Your Name



## Skin Grossing in Histology Laboratories

by Izak Dimenstein (Kindle Edition)

★★★★★ 5 out of 5

Language : English

File size : 4362 KB

Text-to-Speech : Enabled

Enhanced typesetting : Enabled


Word Wise : Enabled

Print length : 193 pages

Lending : Enabled



The goal of Skin Grossing in Histology Laboratories book is to present the skin on the microscope slide as an organ, which includes many components. Emphasis was made to connect grossing techniques with a clinical diagnosis. The book accumulates the experiences of a variety of histology laboratories, from academic institutions to large commercial and small standalone laboratories. It also reflects the author's personal experience as a pathologist, pathologists' assistant, histotechnologist, and grossing technologist as well as his study of the available literature. A special book about grossing skin specimens in histology laboratories would be valuable for practitioners.




## **Skin Grossing In Histology Laboratories: The Art of Preserving Medical Samples**

When it comes to the field of histology, a crucial step in the process of analyzing medical samples is skin grossing. Histology laboratories play a vital role in...




## **DK Eyewitness Krakow Travel Guide: Unveiling the Secrets of this Enchanting City**

Are you planning a trip to Poland and looking for a destination that offers a perfect blend of historic charm and vibrant culture? Look no further than Krakow! This...




## Embarking on the Adventure of a Lifetime: Appointment in Zambia Trans African Adventure

Are you ready for the journey of a lifetime? Look no further than the remarkable Appointment in Zambia Trans African Adventure. This incredible trip offers an...



## Sophia Journal: Connecting Najiyah Diana Maxfield to a World Full of Inspiration

The Allure of Sophia Journal Welcome to the world of Sophia Journal, a place where inspiration, knowledge, and wisdom intertwine. Led by the visionary...



## Discover the Ultimate Advice Techniques And Insights to Help You Enhance Your Grades

We all strive to achieve good grades and excel academically. However, with the increasing demands of academic life, it can sometimes be challenging to maintain a high level...



## Sea The Moment: Exploring the Wonders of the Ocean

Imagine plunging into the depths of the majestic ocean, surrounded by vibrant marine life and breathtaking landscapes. If you have ever dreamed of...



## Land's End to John O'Groats: The Ultimate Google Route Cycling Adventure

Are you ready to embark on an epic cycling expedition from the southernmost point of England to the northern tip of Scotland? Strap on your helmet, hop on your bike, and let...



## Omnilocal Yerevan Armenia: Living Abroad Transforming Your Life

Have you ever dreamt of living in a beautiful city rich in history and culture? If so, then Yerevan, the capital of Armenia, could be the perfect destination for you....

skin grossing in histology laboratories