

Master The GED Writing Review - Unlocking Success!


Are you looking to excel in the GED Writing section? Look no further! In this comprehensive review, we will provide you with the essential tips, strategies, and practice materials to help you master the GED Writing test and unlock your path to success.

Understanding the GED Writing Test

The GED Writing test is designed to evaluate your ability to effectively communicate through writing. It is an essential component of the GED (General Education Development) exam, which is equivalent to a high school diploma. Enhancing your writing skills can significantly boost your chances of passing the GED test with flying colors.

Key Areas of the GED Writing Test

The GED Writing test consists of two sections: Extended Response and Multiple Choice. Let's dive into each section to understand their key components.



Master the GED: Writing Review

by Kevin Hardman (Kindle Edition)

★★★★☆ 4.6 out of 5

Language : English

File size : 222 KB

Text-to-Speech : Enabled

Screen Reader : Supported

Enhanced typesetting : Enabled

Print length : 70 pages



1. Extended Response:

This section evaluates your ability to present a well-structured argument or opinion on a given topic within 45 minutes. You will be required to analyze the prompt, gather relevant information, and organize your thoughts effectively to construct a coherent essay.

2. Multiple Choice:

This section assesses your grammar, punctuation, and sentence structure skills. You will encounter questions that test your understanding of grammar rules, verb tenses, subject-verb agreement, and sentence formation.

Top Tips for Mastering the GED Writing Test

1. Understand the Prompt

Before starting your essay, take a few minutes to read and analyze the prompt carefully. Identify the key instructions and ensure you have a clear understanding of what is expected from your response.

2. Create an Outline

Outline the main points and structure of your essay before diving into the writing process. This will help you maintain a logical flow and ensure that your ideas are organized cohesively.

3. Use Strong Supporting Evidence

Back up your arguments with solid evidence and examples. This will demonstrate your ability to think critically and provide credible support for your claims.

4. Focus on Grammar and Punctuation

Pay attention to grammar, punctuation, and sentence structure. Use proper verb tenses, subject-verb agreement, and appropriate sentence construction to enhance the readability and clarity of your essay.

5. Time Management

Manage your time effectively during the GED Writing test. Allocate a specific amount of time for planning, writing, and revising your essay to ensure that you complete all sections within the given time frame.

Recommended Study Resources

To maximize your chances of acing the GED Writing test, it is crucial to utilize high-quality study materials. Here are some recommended resources:

1. GED Preparation Books:

Invest in GED preparation books that focus specifically on the Writing section. These books typically include practice tests, sample essays with scoring guidelines, and useful tips for improving your writing skills.

2. Online Writing Courses:

Enroll in online writing courses that cater to GED test preparation. These courses offer comprehensive lessons, essay prompts, and valuable feedback from experienced instructors.

3. Practice Tests:

Take advantage of practice tests available online or in preparation books. Regularly practicing under simulated exam conditions will help you familiarize yourself with the test format and assess your progress.

Success Stories

Here are a few success stories from individuals who mastered the GED Writing test:



“The GED Writing review provided me with valuable insights and strategies to tackle the essay prompt effectively. I followed the outlined tips and used the recommended study resources, which significantly improved my writing skills. I scored exceptionally well in the GED Writing section, and I couldn't be happier!” - John Doe




“I was initially nervous about the GED Writing test, but this review article helped me gain the confidence and knowledge I needed to succeed. By implementing the suggested strategies, I was able to enhance my essay structure, grammar, and overall writing proficiency. I passed the GED Writing section with flying colors!” - Jane Smith

The key to mastering the GED Writing test lies in effective preparation, understanding the test format, and practicing regularly. By following the tips and utilizing the recommended study resources, you will be well-equipped to conquer the writing section and achieve your GED diploma. So, start your journey to success today!

Master the GED: Writing Review

by Kevin Hardman (Kindle Edition)



★★★★☆ 4.6 out of 5


Language : English
File size : 222 KB
Text-to-Speech : Enabled
Screen Reader : Supported
Enhanced typesetting : Enabled
Print length : 70 pages



Peterson’s Master the GED: Writing Review offers readers an in-depth review of the subject matter for this particular GED test. Readers who need additional practice for the Language Arts, Writing Test, Part I, will benefit greatly from lessons and practice questions on:


- Sentence structure—structural errors, sentence fragments, run-ons and comma splices, faulty parallelism, omitting words needed for sentence logic, improper placement of modifiers, and more
- Usage—subject-verb agreement, compound and other types of subjects, verb tenses and verb forms, shifting or mixing verb tenses, and more
- Writing mechanics—proper and improper use of commas, the apostrophe, homonyms, capitalization of proper nouns, and more

Master the GED: Language Arts, Writing Review is part of Master the GED 2011, which offers readers 3 full-length practice tests and in-depth subject review for each of the GED tests—Language Arts, Writing (Parts I and II); Language Arts, Reading; Social Studies (including Canadian history and government); Science; and Mathematics (Parts I and II)—as well as top test-taking tips to score high on the GED.




The Magical Dragon Kiss: Unveiling the Mesmerizing Tales of the Frog Princess

Once upon a time, in a land far away, where dragons flew high and princesses dreamt of true love, there existed an enchanting world known as the Tales of the Frog Princess...




The Essential Ethics and Skills Required to Master the Game of Volleyball

The Rise of Volleyball and Its Ethical Values Volleyball, a dynamic and thrilling sport that requires teamwork and...




Viva Vermont Carter House Girls - A Magical Journey of Friendship and Adventure

The Viva Vermont Carter House Girls series is a thrilling adventure that will captivate readers and transport them to a magical world of friendship, excitement, and...



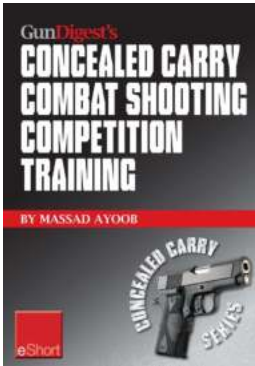
Shut Down The Modern Pass Game With Simple Coverage Rules

The modern game of football has evolved to rely heavily on the passing game. Quarterbacks and receivers are constantly pushing the boundaries of what was once thought...



How To Escape The Rat Race And Live The Dream at Skipper Library

Are you tired of the daily grind? Stuck in a monotonous routine that seems to never end? The rat race can be suffocating, leaving you yearning for a way out....



Gun Digest Combat Shooting Competition Training Concealed Carry Eshort: Enhancing Your Skills for Real-Life Situations

Are you a concealed carry permit holder looking to take your shooting skills to the next level? Do you want to compete in combat shooting competitions and boost your...



Modern Poetry And Prose - A Melting Pot of Creativity

When it comes to the literary world, modern poetry and prose are two incredibly diverse and captivating forms of expression. While poetry focuses on creative and structured...



Miracle Hotels in Bangkok: Experience the Spectacular Luxury in Thailand

Bangkok, the vibrant capital city of Thailand, is renowned for its rich culture, delicious street food, and iconic landmarks like the Grand Palace and Wat Arun....