


How to Start a Blog in the Sports Industry

Are you passionate about sports and looking to connect with others who share the same interests? Starting a blog in the sports industry is a great way to do just that, while also establishing yourself as an expert in your chosen niche. Whether you want to cover a specific sport, provide analysis on team performance, or share your personal experiences as an athlete, this article will guide you through the process of starting your very own sports blog.

Choosing Your Sports Niche

The first step in starting a sports blog is to determine your niche. Consider your interests and expertise within the sports industry. Do you have a deep knowledge of football? Are you a die-hard basketball fan? Or maybe you're passionate about niche and upcoming sports like ultimate frisbee or roller derby.

Selecting a specific niche will help you attract a targeted audience and differentiate yourself from larger, more general sports blogs. Not only does this make it easier to establish yourself as an authority, but it also increases your chances of connecting with like-minded individuals who are truly interested in the content you provide.



Sports Blogging 101: How to Start a Blog in the Sports Industry by Gilbert Morris (Kindle Edition)

★★★★★ 5 out of 5

Language	: English
File size	: 469 KB
Text-to-Speech	: Enabled
Screen Reader	: Supported
Enhanced typesetting	: Enabled
Word Wise	: Enabled
Print length	: 55 pages

Lending

: Enabled



Building Your Sports Blog

Once you have chosen your niche, it's time to start building your blog. There are several steps involved in this process:

1. Choose a Domain Name

The domain name is your blog's address on the internet. It should be short, memorable, and reflective of your brand or niche. Consider incorporating relevant keywords into your domain name to make it easier for search engines and potential readers to find you.

2. Select a Hosting Provider

A hosting provider is where your blog's files and data will be stored. Look for a reliable hosting provider that offers good performance and customer support. Consider factors such as uptime, bandwidth, and storage when making your decision.

3. Install a Content Management System (CMS)

A CMS makes it easy for you to create and manage your blog's content. WordPress is a popular choice for bloggers due to its user-friendly interface and extensive plugin options. It allows you to customize your blog and add various features without needing to know how to code.

4. Customize Your Blog's Design

Choose a theme or template that suits your blog's style and branding. Ensure that the design is visually appealing, easy to navigate, and optimized for mobile devices. You want your readers to have a great user experience when visiting your blog.

5. Craft High-Quality Content

Content is the heart and soul of any successful blog. Create original and engaging articles that provide value to your readers. Consider incorporating multimedia elements such as images and videos to enhance the visual appeal of your posts.

6. Use Relevant Keywords for Alt Attribute

When adding images to your blog posts, make sure to include descriptive alt attributes. This helps search engines understand what the image is about and can improve your blog's visibility in search engine results.

7. Promote Your Blog

Once your blog is up and running, it's time to promote it and attract readers. Utilize social media platforms, guest posting opportunities, and SEO practices to increase your blog's visibility. Engage with your audience by responding to comments and participating in relevant online communities.

Monetizing Your Sports Blog

As your blog grows in popularity, you may want to explore monetization options. Here are a few ways you can make money from your sports blog:

1. Affiliate Marketing

Join affiliate programs and promote products or services related to your sports niche. If your readers make a purchase through your affiliate links, you earn a

commission.

2. Sponsored Content


Collaborate with brands or businesses to create sponsored posts or product reviews. Make sure the collaborations align with your blog's niche and values to maintain authenticity.

3. Advertisements

Display advertising banners or use ad networks to generate revenue. However, be mindful of the placement and frequency of ads to avoid negatively impacting the user experience on your blog.

Remember, monetization should not compromise the quality and integrity of your content. Always prioritize providing value to your readers and maintaining your credibility as a sports blogger.

Starting a blog in the sports industry allows you to share your passion and expertise with others who share the same interests. By following the steps outlined in this article, you can establish yourself as a trusted voice in your chosen sports niche and build a dedicated community of readers. Remember to consistently create high-quality content, engage with your audience, and explore monetization options to maximize the potential of your sports blog.



Sports Blogging 101: How to Start a Blog in the Sports Industry by Gilbert Morris (Kindle Edition)

★★★★★ 5 out of 5

Language : English

File size : 469 KB

Text-to-Speech : Enabled

Screen Reader : Supported

Enhanced typesetting : Enabled

Word Wise : Enabled

Print length : 55 pages
Lending : Enabled



The Definitive How-To Guide For Starting Your Sports Blog

It's time to finally follow your dream.

Becoming a sports blogger is easily attainable. Having prior connections and/or formal education is no longer necessary. Giving yourself the platform you've always wanted is a grind, but it's rewarding when done right.

Too many people get excited and begin without a plan in place. Athletes don't enter a game without preparing and neither should you. Sports Blogging 101 is your guide.

You've got something to say to the world. Your sports opinion – and the delivery of that opinion – is unique from any other writer or blogger in the industry. Don't keep it from readers any longer.


Countless internet articles say starting and building a blog is easy. That's not true, and they don't dive into the small details about what works and what doesn't. That's why I wrote this book (and updated it for the second edition). I use my journey – which includes lots of trial and error – at places like Bleacher Report, Yahoo! Sports, numberFire, FanDuel Insider, and more as a way to help you put together a plan that won't overwhelm you from the start.

In this book, you'll:

- Officially become a sports blogger within minutes.
- Find out why a content strategy is key to your sanity.
- Learn option for how this can become a legit side income, or even a full-time career.

Click the BUY NOW button at the top of this page to begin your sports blogging journey with the foundation you need.

You already talk constantly about sports. Now it's time to have some skin in the game.



Elsie Dinsmore Adventure: Elsie Holidays at Roselands - Girlhood, Motherhood, and Christmas

The Elsie Dinsmore series is a collection of heartwarming stories that have captivated readers for generations. One of the most enchanting books in the...



Exploring the Gems of the Midwest: Chicago To Rockford Beloit Delavan Delavan Lake Lake Geneva

When it comes to exploring the Midwest, the cities of Chicago, Rockford, Beloit, Delavan, Delavan Lake, and Lake Geneva are undisputed gems that offer a combination of...



The Ultimate Guide to NTA UGC NET/JRF Previous Years Questions and Answers

Preparing for the NTA UGC NET/JRF exam can be intimidating, especially with the vast amount of syllabus and topics to cover. However, a tried and tested approach to...




Discover the Terrifying Secrets Behind Five Nights At Freddy

Are you ready to embark on a heart-pounding adventure into the dark and twisted world of Five Nights At Freddy? Step into the shoes of a night security guard and prepare to...



The World's Best Hang Gliding And Paragliding Cross Country Routes

Do you have a thirst for adventure? Are you looking to experience the world from a bird's-eye view? Hang gliding and paragliding are two exhilarating sports that allow you...



Comprehensive Guide On PMP Exam Formulas - A Must-Read!

Are you preparing for the Project Management Professional (PMP) exam? Aspiring project managers, this comprehensive guide is here to help you navigate through one of the...


SPORTS BLOGGING 101

HOW TO START A BLOG IN THE SPORTS INDUSTRY
2ND EDITION



How to Start a Blog in the Sports Industry

Are you passionate about sports and looking to connect with others who share the same interests? Starting a blog in the sports industry is a great way to do just that,...



Explore the Enchanting Gansu Province and Celebrate the Chinese New Year!

Welcome to Gansu Province, a hidden gem nestled in the heart of China, where ancient traditions blend harmoniously with breathtaking natural landscapes. As...