

Concise Guide On How To Fly Drone Pre Flight Checklist Mastering Flight

Are you ready to take flight and explore the thrilling world of drone flying? Flying a drone can be an exhilarating experience, offering panoramic views and allowing you to capture stunning aerial footage. However, before you begin your adventure, it's crucial to ensure you've completed a pre-flight checklist. This comprehensive guide will walk you through all the necessary steps for a successful drone flight, providing you with the confidence and skills to master the art of flying.

The Importance of a Pre-Flight Checklist

Like any responsible pilot, preparing for a drone flight involves checking your equipment, surroundings, and weather conditions to ensure a safe and successful flight. A pre-flight checklist is your go-to tool to eliminate potential risks and avoid any disastrous incidents. It helps you mitigate any technical or human errors that could lead to accidents or damage your drone. Remember, a well-prepared pilot is a competent pilot! Let's dive into the essential steps for a pre-flight checklist:

1. Assess the Weather Conditions

The first and foremost step before taking off is to analyze the current weather conditions. Flying your drone in harsh weather conditions, such as strong winds, heavy rain, or thunderstorms, can pose a significant risk to both your drone and people in its vicinity. Check the local weather forecast and avoid flying on days with unfavorable weather elements. Clear skies and mild wind conditions are ideal for a smooth flight.



HOW TO FLY A DRONE FOR BEGINNERS: Concise Guide On How To Fly A Drone, Pre-Flight Checklist, Mastering Flight Techniques, Tips And

More by Ann Hunter (Kindle Edition)

★★★★☆ 4.1 out of 5

Language : English

File size : 372 KB

Text-to-Speech : Enabled

Screen Reader : Supported

Enhanced typesetting : Enabled

Word Wise : Enabled

Print length : 20 pages

Lending : Enabled



2. Examine the Drone and Its Components

Inspect your drone thoroughly by visually examining its body, arms, propellers, and landing gear. Look for any signs of damage or loose connections. Ensure that all components are securely fastened and functioning correctly. Pay extra attention to the propellers, which are crucial for a stable flight. Any damages or defects must be addressed before taking off to prevent mid-air mishaps.

3. Check the Battery Level

Ensure that your drone's battery is fully charged before taking off. Flying with a low battery can be hazardous, as it may result in an unexpected loss of power mid-flight. Most drones have indicator lights or battery level indicators that allow you to monitor the battery's charge. If necessary, replace the battery with a fully charged one to maximize your flying time and prevent any undesirable situations.

4. Verify the Controller and Transmitter

The controller or transmitter is the device that allows you to maneuver and control your drone. Before taking flight, check for proper functionality. Make sure all buttons and switches are working correctly, and the joysticks move smoothly. Additionally, ensure that the transmitter is properly paired with the drone and that the signal strength is strong. A malfunctioning controller can lead to a loss of control during flight, which may result in a crash or loss of the drone.

5. Plan Your Flight Path and Location

Choosing the right flying location and planning your flight path in advance is crucial. Identify a safe and open space without any obstacles or restricted airspace. Familiarize yourself with the area and take note of any potential hazards like power lines, buildings, or trees that could interfere with your flight. Planning your flight path ensures a controlled and smooth flight experience.

6. Familiarize Yourself with Drone Laws and Regulations

Before taking your drone to the skies, it's vital to be aware of and comply with local drone laws and regulations. Different countries and regions have specific rules regarding drone flights, including altitude restrictions, no-fly zones, and registration requirements. Stay informed and ensure you are abiding by all applicable laws to avoid legal issues and potential fines.

7. Perform a Test Flight

Prior to embarking on a full-fledged flight, it is advisable to perform a test flight in a controlled environment. This allows you to familiarize yourself with the controls, responsiveness, and overall behavior of your drone. A test flight also helps identify any performance or stability issues that need to be addressed before venturing into more challenging flight scenarios.

The Joy of Flight

By following this concise guide on how to fly a drone and completing a pre-flight checklist, you will be well-prepared to take to the skies. Remember, practice makes perfect! The more you fly and implement these safety measures, the more confident and skilled you will become. Mastering the art of drone flight opens up a world of endless possibilities and breathtaking perspectives. So, get ready to soar high and capture stunning visuals from a whole new perspective!



HOW TO FLY A DRONE FOR BEGINNERS: Concise Guide On How To Fly A Drone, Pre-Flight Checklist, Mastering Flight Techniques, Tips And

More by Ann Hunter (Kindle Edition)


★★★★☆ 4.1 out of 5

Language : English
File size : 372 KB
Text-to-Speech : Enabled
Screen Reader : Supported
Enhanced typesetting : Enabled
Word Wise : Enabled
Print length : 20 pages
Lending : Enabled




HOW TO FLY A DRONE FOR BEGINNERS

This book provides a good to drones as a whole for beginners as well as advanced flyers. It features a detailed explanation on how drones work and their main parts, learning to fly a drone as a complete beginner and improving your flying. You will also learn about other unmanned radio-controlled vehicles as well as building your own drone from scratch, or, if you prefer buying one - choosing the best drone for you. If you are into aerial photography with drones, this book will also teach you how to become a better photographer.



The Ultimate Complete Guide To Suzhou

Welcome to Suzhou, a city known for its rich history, stunning gardens, and vibrant culture. In this ultimate guide, we will take you through everything you need to...



Unlock the Secrets: How to Speak Spanish Like a Native!

Greetings, language enthusiasts! Are you eager to embark on an exciting journey to learn one of the most widely spoken languages in the world? Then you've come...




Concise Guide On How To Fly Drone Pre Flight Checklist Mastering Flight

Are you ready to take flight and explore the thrilling world of drone flying? Flying a drone can be an exhilarating experience, offering panoramic views and allowing...



Discover the Mind-Bending World of Free To Fall by Lauren Miller

In the world of young adult fiction, Lauren Miller's Free To Fall stands out as a thought-provoking techno-thriller that hooks readers from the first page and...



Where The Stones Sing: Unveiling the Enigmatic World of Eithne Massey

Welcome to a magical journey where stones come to life and sing enchanting melodies. In the realm of children's literature, few authors have captivated readers with such...




The Enlightening Journey: Meditations Annotated Emperor Of Rome Marcus Aurelius

When we talk about philosophical thinkers who have left an indelible mark on the world, Emperor Marcus Aurelius of Rome unquestionably makes the list. His timeless work,...



Comprehensive Guide On Shareasale Affiliate Sign Up: Unlocking Earning Potential

Are you looking to monetize your blog or website? Searching for a reliable and reputable affiliate marketing platform that can help you generate a passive income stream? Look...



The Outer Hebrides Historical Guide - Discover the Riches of Scotland's Island History

The Outer Hebrides, located on the west coast of Scotland, is a mesmerizing archipelago boasting a fascinating history that spans thousands of...

