

Catfish Fishing Knots And Rigs - Mastering the Art of Catfishing



When it comes to catfish fishing, having the right knots and rigs can make a significant difference in your success rate. Whether you're a beginner or a seasoned angler, mastering the art of catfishing requires understanding the

various knots and rigs that can help you land that prized catfish you've been dreaming of.

1. The Palomar Knot

The Palomar Knot is a popular choice among catfish anglers due to its strength and simplicity. It is known for its high breaking strength and is relatively easy to tie. This knot can be used for various fishing applications and is particularly effective for catfish fishing. To tie the Palomar Knot:



Catfish Fishing Knots and Rigs

by María José Aguayo Bassi (Kindle Edition)

★★★★☆ 4.2 out of 5

Language : English

File size : 16408 KB

Screen Reader : Supported

Print length : 40 pages

Lending : Enabled

Paperback : 37 pages

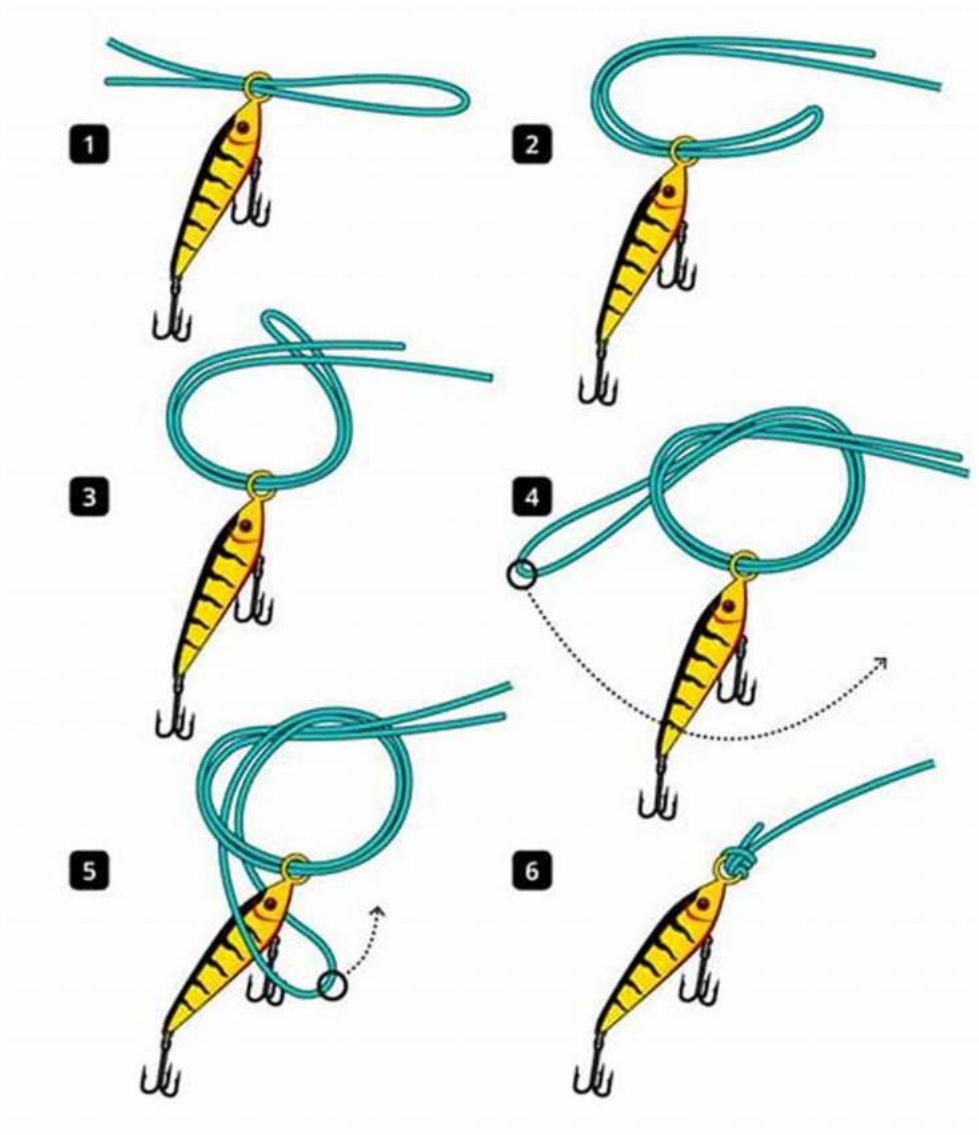
Item Weight : 3.84 ounces

Dimensions : 6 x 0.1 x 9 inches



1. Double about 6 inches of the line and pass it through the eye of the hook.
2. Tie an overhand knot, but do not tighten it.
3. Pass the loop over the hook.
4. Wet the line and pull the tag end and standing line tightly in opposite directions to tighten the knot.

PALOMAR KNOT

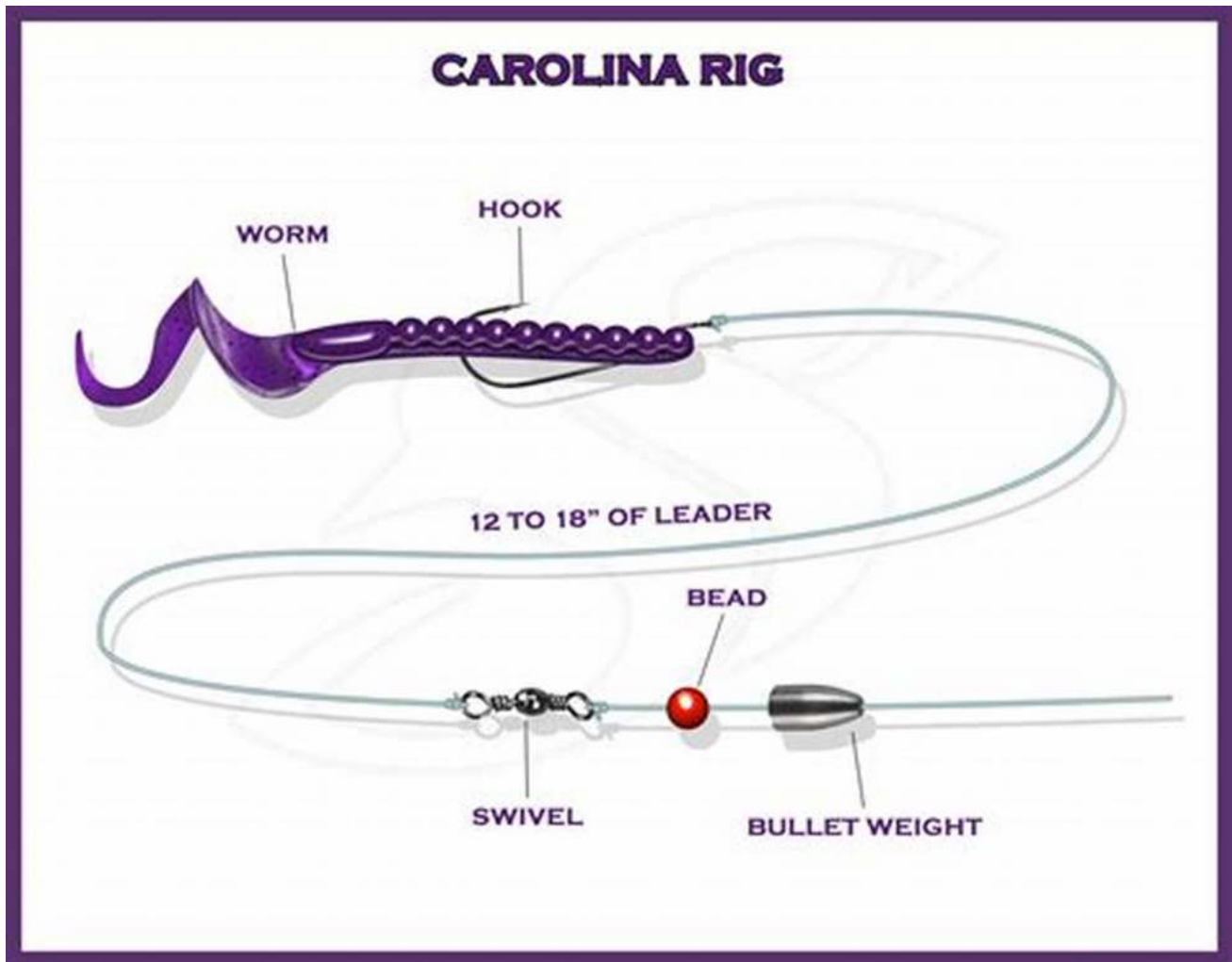


2. The Carolina Rig

The Carolina Rig is a versatile and popular rig for catfish fishing. It allows you to present your bait in a natural and enticing way, increasing your chances of attracting catfish. The Carolina Rig consists of a mainline, a swivel, a leader line, and a hook. Here's how to set up a Carolina Rig:

1. Slide a bullet weight onto your mainline.

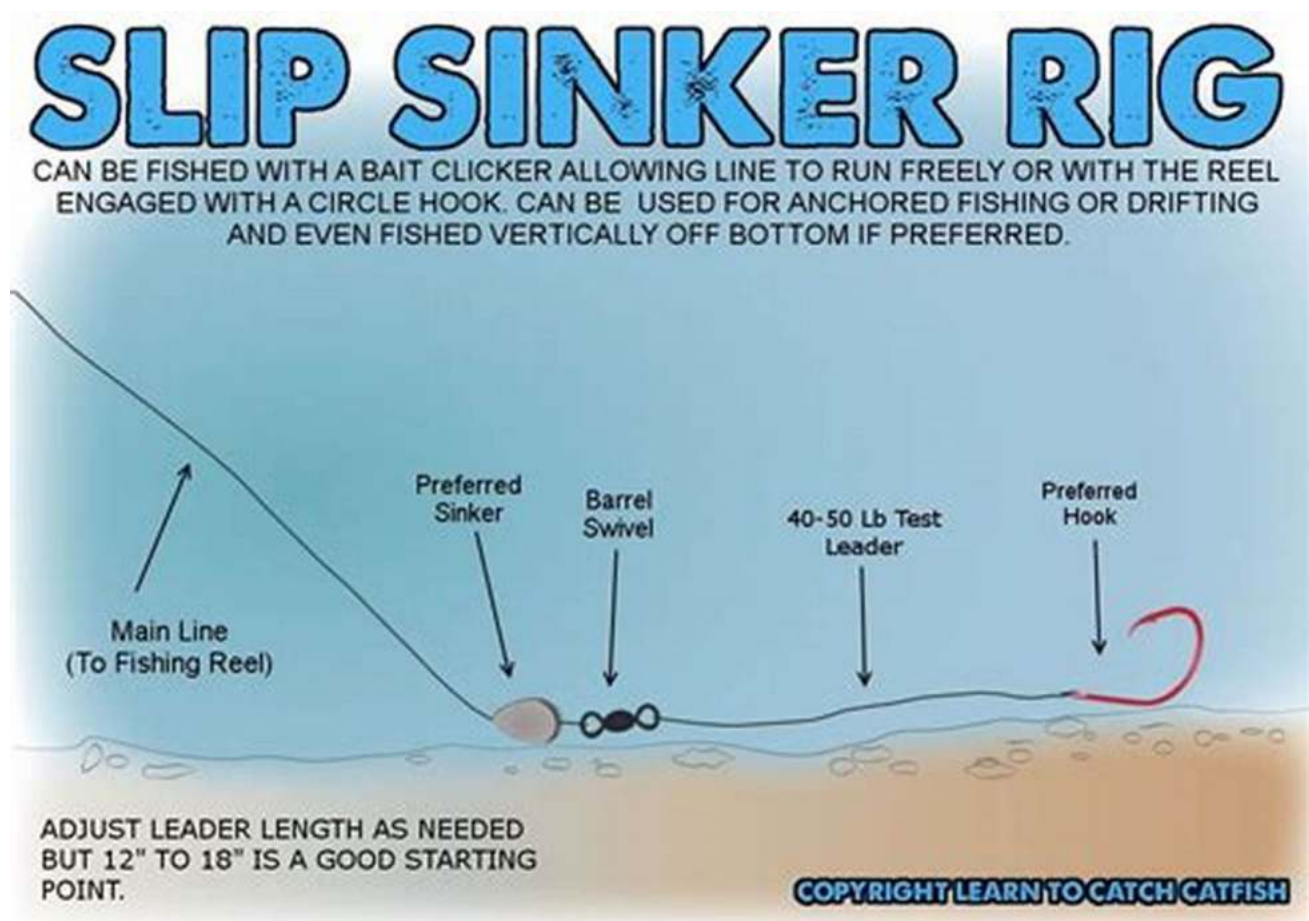
2. Tie a swivel to the end of the mainline.
3. Attach a leader line to the other end of the swivel.
4. Finally, tie your hook to the end of the leader line.



3. The Slip Sinker Rig

The Slip Sinker Rig, also known as the sliding sinker rig, is an excellent choice for catfish anglers who want to cover a large area and target a variety of depths. It allows the catfish to pick up the bait without feeling the weight of the sinker, resulting in more successful hooksets. To set up a Slip Sinker Rig:

1. Attach a swivel to your mainline.
2. Tie a leader line to the other end of the swivel.
3. Tie a hook to the end of the leader line.
4. Slide a sinker onto the mainline above the swivel.
5. Tie a stopper knot above the sinker to prevent it from sliding too far.



4. The Santee Cooper Rig

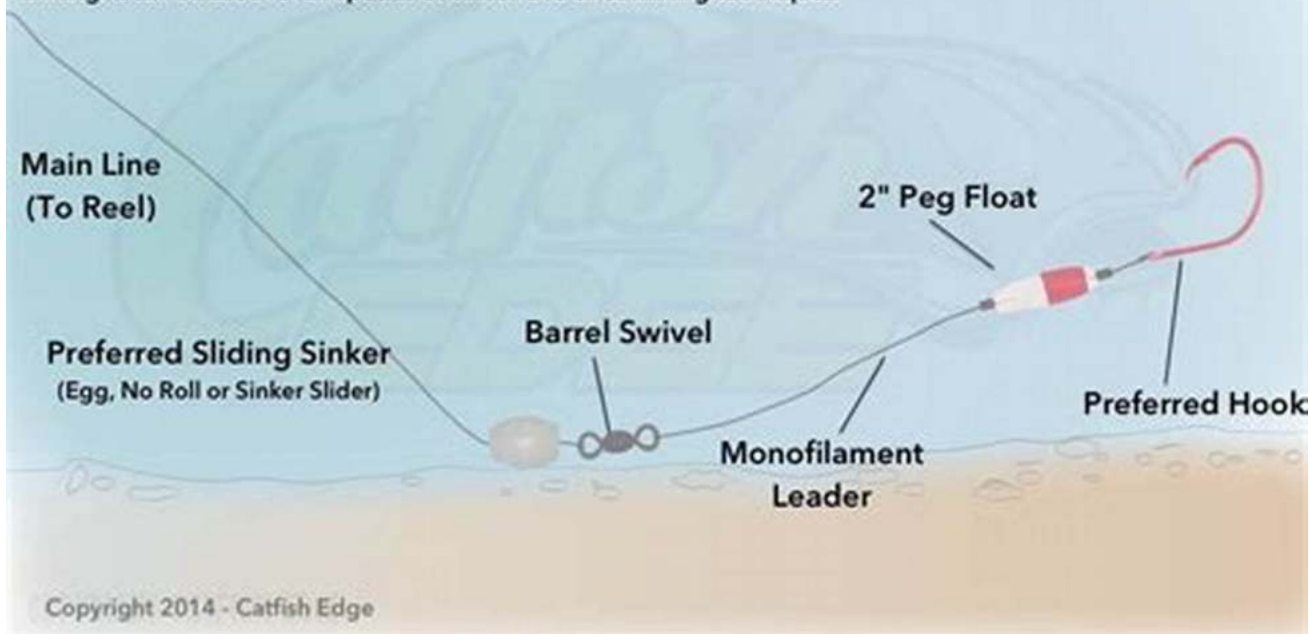
The Santee Cooper Rig is a favorite among catfish anglers targeting large catfish in freshwater lakes and rivers. It allows you to present live or cut bait off the

bottom, increasing your chances of attracting those trophy catfish. Here's how to set up a Santee Cooper Rig:

1. Slide an egg sinker onto your mainline.
2. Tie a swivel to the end of the mainline.
3. Attach a leader line to the other end of the swivel.
4. Tie a hook to the end of the leader line.
5. Place a plastic bead on the mainline above the swivel.

SANTEE RIG FOR CATFISH

The Santee Rig or Santee Cooper rig is a variation of the popular slip sinker catfish rig. The only difference is the addition of a small foam peg float a few inches below the hook which helps lift the bait off the bottom out of mud, sediment and vegetation and into the line of sight of catfish. You can adjust the leader length to get your catfish baits in front of fish and into the "strike zone" but 18"-24" is a good starting point for leader length. The Santee Rig fished side by side with a slip sinker rig will often get more bites or more aggressive bites. You can fish this rig anchored or drifting. It can be used for all species of catfish and all catfishing techniques.



Mastering the art of catfishing requires not only the right equipment but also the knowledge of different knots and rigs. By learning and practicing these catfish fishing knots and rigs, you can significantly improve your chances of landing those elusive catfish. So, next time you head out to the water, be sure to have your knots and rigs ready for an unforgettable catfishing experience!



Catfish Fishing Knots and Rigs

by María José Aguayo Bassi (Kindle Edition)

★★★★☆ 4.2 out of 5

Language : English

File size : 16408 KB

Screen Reader : Supported

Print length : 40 pages

Lending : Enabled

Paperback : 37 pages

Item Weight : 3.84 ounces

Dimensions : 6 x 0.1 x 9 inches



Catfish Fishing Knots and Rigs contains clear, concise, easy to follow illustrations of recommended catfish fishing knots and rigs.

Knots and rigs included in this edition:

Catfish fishing knots set-up,

Spool knot,

Double grinner knot,

Doubled double grinner knot,

Stren knot,

Needle knot,

Spliced loop,

Double spliced loop,


Simplified FG knot,
Bimini twist,
Triple surgeons knot,
Surgeons loop
Offset swivel knot
GT knot,
Palomar knot,
Berkley braid knot,
Braid knot,
Braid ring knot,
Grinner knot,
Fat mono knot,
Flemish eye-figure 8 loop,
Flemish eye-crimping,
Mono leader-crimping,
Fish-N-Fool knot,
Domhof knot,
Knotless knot braid,
Knotless knot mono,
Snell knot,
Tuna knot,
Pellet rig knot,
Stop knot,
Stringer loop,
Bungee line,
Float rig,
In-line float rig,
Cigar float rig,
Balloon rig,

Buoy rig,
U-float rig,
Worm & squid-river rig,
Deadbait-river rig,
Poly-ball rig,
Spin-N-Glo rig,
Cat-O-Copter rig,
Pellet rigs,
Octopus bungee rig,
Clonk teaser rig,
Fireball rig,
Drachkovitch rig,
Shad claw rig.

This publication should help you to gain a solid base of reliable, tried and tested knots, enabling you to land more fish.

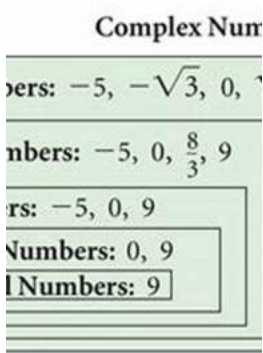
Protect the environment and save money by losing less tackle. Tight lines and strong knots.

Disclaimer: No responsibility in any way is accepted for incidents arising from the use of this material.



The Thrilling Dynamics of Partial Differential Equations: Exploring Frontiers in Applied Dynamical

Are you ready to embark on a thrilling journey into the world of partial differential equations (PDEs) and explore the exciting frontiers of applied dynamical systems? If so,...



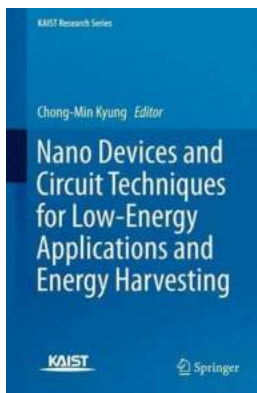
The Astonishing World of Bicomplex Numbers: Algebra, Geometry, and Analysis

Have you ever heard of bicomplex numbers? They are a fascinating mathematical concept that extends the idea of complex numbers into a two-dimensional space. Bicomplex...




The Value Of Systems And Complexity Sciences For Healthcare

Healthcare is an intricate system that requires a multidimensional approach to understand its complexities. With the advancements in systems and complexity sciences, it is...




Nano Devices And Circuit Techniques For Low Energy Applications And Energy

Imagine a world where energy is harnessed and utilized in the most efficient and sustainable manner possible. A world where devices and circuits work tirelessly to minimize...




Functions of Several Variables and Applications: Undergraduate Texts

Are you a math enthusiast looking to explore the fascinating world of functions of several variables? Look no further! In this article, we will delve into the realm...



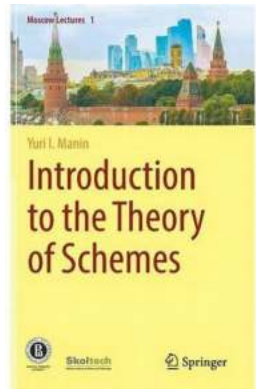
Evidence From Papua New Guinea And Oceania History Of Mathematics Education

Mathematics education plays a crucial role in the development of a society. It equips individuals with the necessary skills to solve complex problems, think...



Unveiling the Hidden Beauty: Self Similarity in Walsh Functions and in the Farfield Diffraction Patterns of...

Have you ever wondered about the intricate patterns that emerge in nature? How the smallest details can mirror the overall structure? Self similarity is an incredible...



Exploring the Fascinating World of Schemes: Unraveling the Moscow Lectures

Have you ever found yourself captivated by the intricate and captivating world of mathematical theories? If so, you're in for a treat! In this article, we will dive deep into...

[catfish fishing knots](#)

[catfish fishing knot](#)

[catfish fishing rigs](#)

[best catfish fishing knots](#)